



CCIntegration for HPE OEM

Accelerate Deployment of Your Solution

System Platforms, Design, Integration,
Global Logistics & Support



thinking **OUTSIDE** the box



CCIntegration

thinking **OUTSIDE** the box

CCIntegration

CCIntegration (CCI) was established in 1985 and has been supporting the design, manufacturing, global logistics and life cycle of our software partners' hardware-based solutions ever since. With production facilities in **San Jose, CA** and **Nijmegen, The Netherlands** we support the global needs of established companies and help start-ups scale over their early stage development.

We handle the hardware so you can handle your business. Get to market quickly with dedicated engineering and project management teams. Our proven methodology and expertise help you

every step of the way. We're constantly striving to reduce cycle times, and help you bring your IP to the world quickly and correctly.

Accelerating deployment of your solution. At CCI, we ensure that your software application is integrated with a platform that meets your customer deployment requirements and extends your brand across the entire solution. But we do far more than put your software in a box. We deliver solutions that meet your customers' needs—quickly, easily and transparently—every time, everywhere. Simply put, we make it happen.



Planning

Dedicated engineering & PM team assigned



Design & Development

Rapid proof of concept, prototyping & testing



Global Supply Chain

Shorten lead times, reduce costs



Build, Certify & Deploy

Build, certify & deploy in-region



Support & Lifecycle Management

Global support, extended warranties & product roadmap

HPE OEM

HPE is one of the largest OEM systems providers in the world. They offer OEM Ready products that provide our clients with best-in-class platforms that are fully brandable and offer global regulatory certifications and global onsite support.

Offering a broad range of server and storage platforms with global support sets them apart from the competition and provides a best in brand solution for our ISV customers.

CCI is an HPE OEM Partner. This status assures our clients certified sales and engineering resources with the highest level of competencies in delivery solutions around HPE.



Hewlett Packard
Enterprise

OEM

Core Products

As an HPE partner, CCI has complete access to the full range of server and storage platforms.

CCI offers the best-in-class product portfolio of server technologies ranging from entry level edge computing platforms to high performance GPU platforms.

Single processor servers

HPE Proliant	DL20 Gen10	MicroServer Gen10 Plus	ML30 Gen10	ML110 Gen10
Chassis Type	Rack	Micro Tower	Tower	Tower
Rack Height	1U	-	-	-
CPU Sockets	1	1	1	1
CPU Family	Intel® Xeon® Processor, Intel® Pentium® Processor	Intel® Xeon® E Processor, Intel® Pentium® Processor	Intel® Xeon® E Processor, Intel® Core™ i3 Processor, Intel® Pentium® Processor	Intel® Xeon® Scalable Processor
Maximum Cores per CPU	8 Cores/CPU	4 Cores/CPU	6 Cores/CPU	16 Cores/CPU
Maximum Memory	64GB	32GB	64GB	192GB
Maximum Drive Bays	6 SFF	4 SFF or 4 LFF	8 SFF or 4 LFF	16 SFF or 8 LFF
Maximum PSU	Redundant 500W	Single 180W external	Redundant 500W	Redundant 800W
Maximum Weight	17.41 lbs	15.87 lbs	38.7 lbs	55 lbs
Persistent Memory	No	No	No	No
NVMe Drive Option	Single	No	No	No

Dual processor servers

HPE Proliant	DL160 Gen10	DL180 Gen10	DL360 Gen10	DL380 Gen10
Chassis Type	Rack	Rack	Rack	Rack
Rack Height	1U	2U	1U	2U
CPU Sockets	2	2	2	2
CPU Family	Intel® Xeon® Scalable Processor	Intel® Xeon® Scalable Processor	Intel® Xeon® Scalable Processor	Intel® Xeon® Scalable Processor
Maximum Cores per CPU	26 Cores/CPU	26 Cores/CPU	28 Cores/CPU	28 Cores/CPU
Maximum Memory	1TB	1TB	3TB	3TB
Maximum Drive Bays	8 SFF or 4 LFF	24 SFF or 12 LFF	8 SFF or 4 LFF	24 SFF or 12 LFF
Maximum PSU	Redundant 800W	Redundant 800W	Redundant 1600W	Redundant 1600W
Maximum Weight	34.96 lbs	58 lbs	37 lbs	54 lbs
Persistent Memory	No	No	yes	yes
NVMe Drive Option	No	No	10 NVMe drives	10 NVMe drives

Storage servers

HPE ProLiant	ML350 Gen10	DL180 Gen10	DL380 Gen10	DL560 Gen10	DL580 Gen10
Chassis Type	Tower	Rack	Rack	Rack	Rack
Rack Height	-	2U	2U	2U	4U
CPU Sockets	2	2	2	4	4
CPU Family	Intel® Xeon® Scalable Processor	Intel® Xeon® Scalable Processor	Intel® Xeon® Scalable Processor	Intel® Xeon® Scalable Processor	Intel® Xeon® Scalable Processor
Maximum Cores per CPU	28 Cores/CPU	26 Cores/CPU	28 Cores/CPU	28 Cores/CPU	28 Cores/CPU
Maximum Memory	3TB	1TB	3TB	3TB	3TB
Maximum Drive Bays	24 SFF or 12 LFF	24 SFF or 12 LFF	24 SFF or 12 LFF	24 SFF	48 SFF
Maximum PSU	Redundant 1600W	Redundant 800W	Redundant 1600W	Redundant 1600W	Redundant 1600W
Persistent Memory	No	No	Yes	Yes	Yes
M.2 Option	Yes	Yes	Yes	Yes	Yes

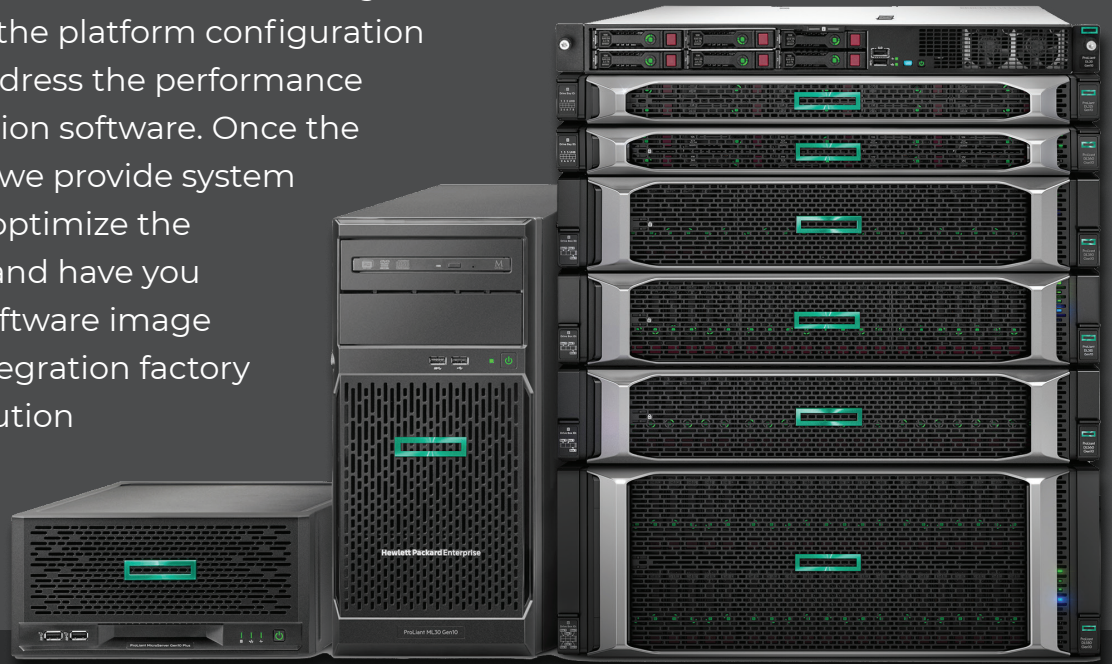
GPU servers

HPE ProLiant	DL380 Gen10	ML350 Gen10	DL385 Gen10 Plus	DL580 Gen10
Chassis Type	Rack	Tower	Rack	Rack
Rack Height	2U	-	2U	4U
CPU Sockets	2	2	2	4
CPU Family	Intel® Xeon® Scalable Processor	Intel® Xeon® Scalable Processor	AMD EPYC™ 7002 Series Processor	Intel® Xeon® Scalable Processor
Maximum Cores per CPU	28 Cores/CPU	28 Cores/CPU	64 Cores/CPU	28 Cores/CPU
Maximum Memory	3TB	3TB	4TB	3TB
Maximum GPU Capacity	3	2	3	4
GPU Supported	NVIDIA® Tesla® M10, P40, V100	NVIDIA® Tesla® M10, P40, V100	NVIDIA® Tesla® V100	NVIDIA® Tesla® P40, V100
Maximum Drive Bays	24 SFF or 12 LFF	24 SFF or 12 LFF	24 SFF or 12 LFF	48 SFF
Maximum PSU	Redundant 1600W	Redundant 1600W	Redundant 1600W	Redundant 1600W
M.2 Option	Yes	Yes	Yes	Yes

SERVICES DESIGN

Platform selection

Our engineers use a collaborative onboarding process to determine the platform configuration elements that best address the performance needs of your application software. Once the platform is identified, we provide system hardware to test and optimize the software application, and have you provide us with the software image required for the CCIntegration factory load via Preboot eXecution Environment (PXE) server, or an ISO image file.



Branding

Most of our customers go to market with a hardware platform that is branded with their specific logos and model designations. Our branding services typically include customization across 3 main elements:



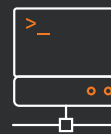
System bezel

Customers can choose from a variety of existing standardized bezels, or our customization team can design a unique bezel to meet your branding requirements, based on your artwork and color choices.



Packaging

For custom-branded packaging, simply provide your company logo images and specifications. Our customization team will produce test samples that meet your requirements and ship the solution in your custom-branded packaging.



ID module

HPE system hardware is configured to have the OEM's logo displayed at power-on/boot. Our customization team can modify the BIOS and ID Module to ensure that your branding is complete across all the elements of the system.

SERVICES

TURN-KEY INTEGRATION

After completion of platform selection, branding and any additional customization requirements, we will provide a First Article of the solution based on the Statement of Work (SoW).

Our engineers document the build, software imaging and quality control (QA) processes necessary to reliably produce a quality product based on your specifications.



Upon your approval of the First Article unit/solution, we load the Bill of Material (BOM) and procedures into our Enterprise Resource Planning (ERP) system and your product is ready to be manufactured.

Our factory technicians are trained extensively with your approved product and build procedures. In addition, much of the process is automated, especially in areas/procedures that might be sources of human error such as repetitive manual data entry.

SERVICES

RACK INTEGRATION

The solutions we provide run the gamut from individual appliance servers to fully integrated rack solutions. Our rack integration services include a more complex design process where we identify, design and produce an entire purpose-built system in a rack. These racks are shipped complete in a custom crate and arrive onsite ready for turn-key deployment.

Typical components within a rack solution

Network Switches

Compute Elements/Nodes (*Servers*)

Storage Elements (*DAS/NAS/SAN Arrays*)

Keyboard-Video-Mouse Switch (*KVM*)

Cabling Design & Component Integration

Rack Cabinet Style & Size

Power Distribution Unit (*PDU*)

Uninterruptible Power Supply (*UPS*)

Custom Shipping Crate



SERVICES

INVENTORY MANAGEMENT

The positioning of inventory at CCIIntegration on your behalf is predicated upon the fulfillment Service Level Agreement (SLA) between your company and CCI. **Inventory we position for you is always viewable and real-time through our web portal.**

Many of our customers require same-day or next-day shipment. To meet these requirements, we must position inventory on-site based upon the customer-provided sales forecast to ensure compliance with their fulfillment SLA.



Our Delivery on Demand (DoD) program can offer you off-site raw inventory from our suppliers that provides readily available safety stock for those times when your sales demand exceeds your sales forecast.


Finished Goods Inventory (FGI), products ready to ship at a moments notice, can be positioned at any of our facilities to assure minimum turn-around-time on orders, allowing you to meet your month-end demand requirements.

Customers often provide their clients with evaluation systems to validate the solution before purchase. CCI can handle the outbound management of Evaluation (POC) Inventory, RMA return and refurbishment services for your next POC deployment.

SERVICES

GLOBAL LOGISTICS

Clients are often overwhelmed by the task of managing global logistics and the associated country customs and regulatory processes and managing global logistics is a critical value that we deliver to customers. **We are your trusted partner, ensuring that this complex process is expertly performed by our experienced global operations team.**



*Nijmegen,
The Netherlands*

Elements key to reliable global logistics

Assuring that system components carry all of the regulatory certifications required by the destination country.

Determining if the systems and software of your solution are restricted items on the US State Departments list of exports, and assuring appropriate filings are performed for these technologies (ECCN).

Showing you how to create a commercial invoice that will meet the destination countries customs requirements.

Assuring that appropriate ICC-standard Incoterms have been established, clarifying who pays duties, taxes and shipping costs, and identifying the Importer of Record (IoR).

*San Jose, CA
USA*

Support

The Onsite Service model is the most requested model in our service offering. Our clients determine whether the issue is software or hardware related. If hardware is the point of failure, we'll deploy parts and labor to repair the item. This service is performed per the SLA purchased at time of order.



Most requested support models

3 years	Onsite	NBD	365 days x 7 days x 24 hrs	
3 years	Onsite	NBD	365 days x 7 days x 24 hrs	Keep your hard drive
3 years	Onsite	4 hours	365 days x 7 days x 24 hrs	

Support contracts are offered in customizable time frames from 3 to 5 years. Consult with your CCI representative for additional information.

thinking **OUTSIDE** the box

CCIntegration is your trusted partner to design, build, deploy and support your product globally. Let us help you deliver the industry's best customer experience.

CCIntegration

2060 Corporate Ct

San Jose, CA 95131

Toll Free: +1 877.729.7330

Direct: +1 408.228.1314

Fax: +1 408.228.1315

sales@ccintegration.com

www.ccintegration.com



CCIntegration

thinking **OUTSIDE** the box